

# Starting June 1, 2015

# The Cyclist Lecture System

is in effect for cyclists with repeated traffic violations!

Every cyclist who has repeated **traffic violations more than twice within 3 years** is ordered by each Prefectural Public Safety Commission to take **a lecture about traffic safety.**

● Lecture length: 3 hours ● Lecture fee: 5,700 yen

Anyone who does not attend the lecture after receiving the order will be fined up to 50,000 yen.

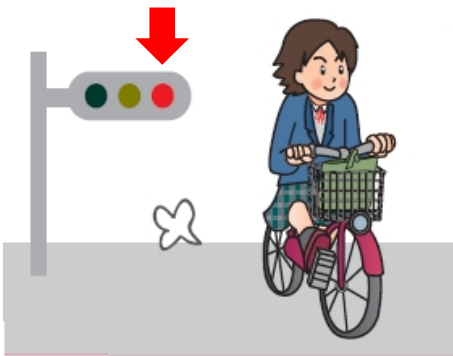


## 14 Types of Traffic Violations

### Ignoring Traffic Signals and Signs

#### 1 Ignoring Signals

Riding through a red light is prohibited.




#### 2 Riding in Prohibited Areas

Cyclists are not allowed to ride in prohibited areas or roads designated by traffic signs.



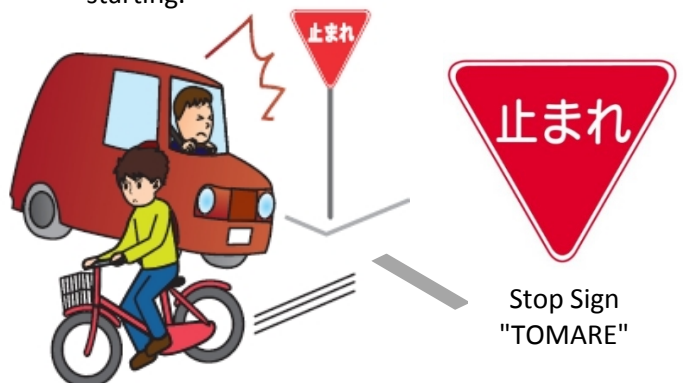
#### 3 Crossing through Active Railroad Crossings

It is prohibited to enter into a railroad crossing when a barrier closes or the warning bell sounds.



#### 4 Not stopping at Stop Signs

Cyclists have to stop at a stop sign and check their safety on both right/left sides before starting.



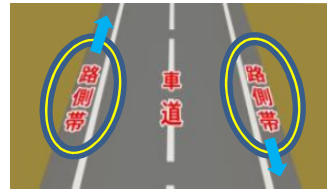
## Unsafe Driving for Pedestrians

### 5 Riding on sidewalks /Riding on the right (wrong) lane



Riding on undesignated sidewalks is prohibited. Cyclists must ride on the left side of the roadways.

### 6 Obstructing Pedestrians inside pedestrian paths



Cyclists must not obstruct pedestrians if riding inside the lines marking pedestrian paths.

### 7 Obstructing Pedestrians on Designated Sidewalks



While driving on designated sidewalks, cyclists have to use the closer side to the roadway. Cyclists must come to a full stop when getting in the way of pedestrians.

### 8 Obstructing Pedestrians on Designated Pedestrian Roads



While driving on designated pedestrian roads, you must pay attention not to obstruct pedestrians.

## Ignoring Safety Procedures at Intersections

### 9 Obstructing Oncoming Cars from the Left or Passing through Priority Roads



When crossing an intersection without signs, priority goes to vehicles that are coming from the left, or are passing through priority roads/visibly wider roads.

### 10 Obstructing Cars Going Straight or Turning Left



When coming into intersections and trying to turn right, you must not obstruct cars going straight or turning left.

### 11 Riding Unsafely in Roundabouts/Rotaries

You have to ride slowly as not to obstruct oncoming cars when getting into roundabouts/rotaries.

## Riding in an Unsafe Condition

### 12 Drunk Cycling



Cycling after drinking alcohol is strictly prohibited.

### 13 Riding a Bike with Poor Brakes



You must not drive a bicycle with malfunctioning/non-working brakes. Bicycle models without brakes are also prohibited on roads. Use a bicycle with brakes which complies with the requirements of the Cabinet Office Ordinance.

### 14 Not Paying Attention to Pedestrians, Cyclists and Vehicles

Cyclists should ensure safe handling or braking while riding a bicycle. When riding on the sidewalks or roadways, cyclists must reduce their speed and display good manners while riding if there is a risk of doing harm to others.

※ If you use umbrellas and/or mobile devices etc. while riding a bicycle and cause a traffic accident, you have violated traffic rules.

